

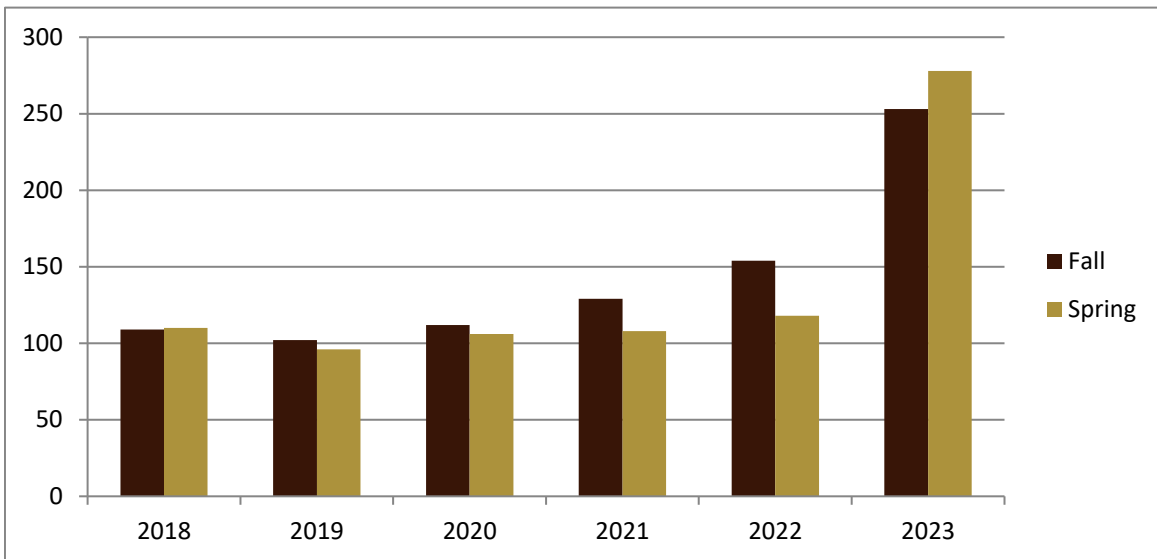
SMSU Social Work Program

Course Data

Academic Years 2018 to 2023



Enrolled by Term						
	2018	2019	2020	2021	2022	2023
Fall	109	102	112	129	154	253
Spring	110	96	106	108	118	278
Grand Total	219	198	218	237	272	531



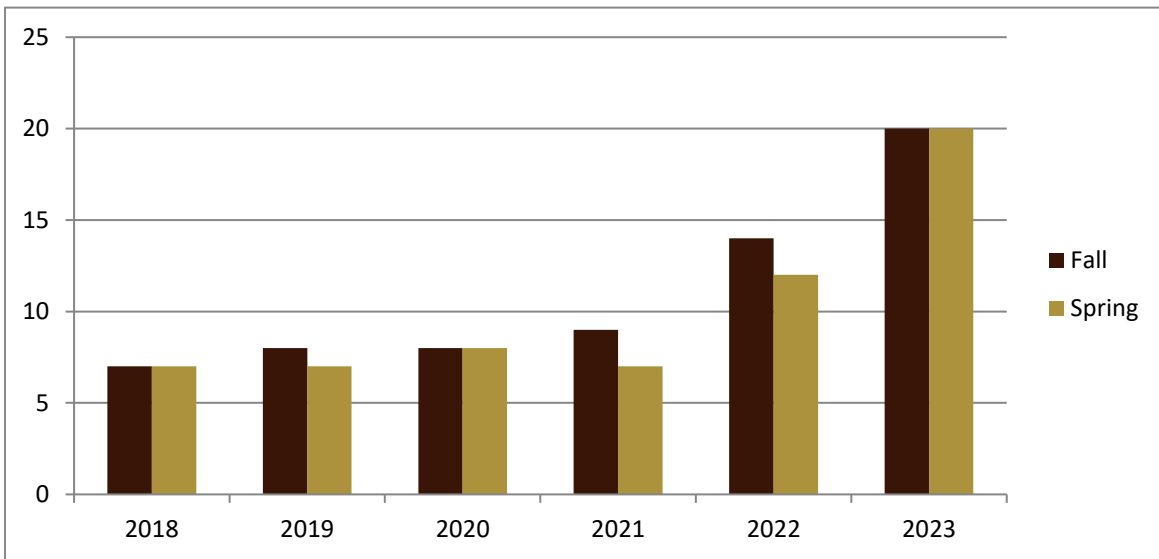
SMSU Social Work Program

Course Data

Academic Years 2018 to 2023



Courses by Term						
	2018	2019	2020	2021	2022	2023
Fall	7	8	8	9	14	20
Spring	7	7	8	7	12	20
Grand Total	14	15	16	16	26	40



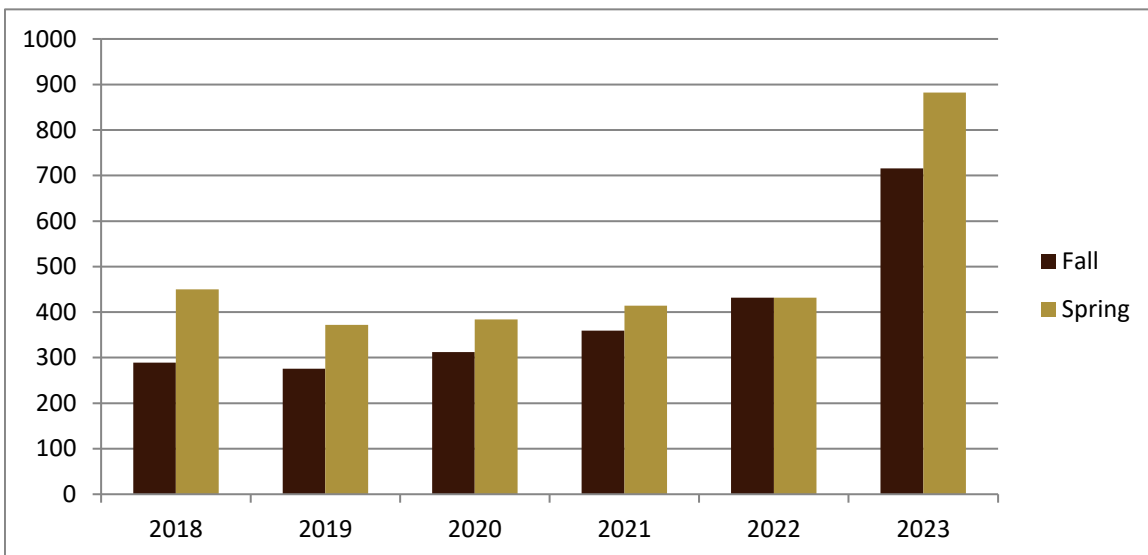
SMSU Social Work Program

Course Data

Academic Years 2018 to 2023



Credit Hours by Term						
	2018	2019	2020	2021	2022	2023
Fall	289	276	312	359	432	716
Spring	450	372	384	414	432	882
Grand Total	739	648	696	773	864	1,598



SMSU Social Work Program

Course Data

Academic Years 2018 to 2023



Credit Hours by Level						
	2018	2019	2020	2021	2022	2023
1-Lower 1			24	39	24	
2-Lower 2	114	138	168	156	204	354
3-Upper 3	312	276	312	342	411	975
4-Upper 4	313	234	192	236	225	269
Grand Total	739	648	696	773	864	1,598

